

ISSN 2222-5617

МІНІСТЕРСТВО ОСВІТИ І НАУКИ УКРАЇНИ

*Вісник*  
*Харківського*  
*Національного*  
*Університету*  
*імені В.Н.Каразіна*

---

---

**Серія “Фізика”**

Випуск 23

Серія започаткована 1998 р.

Харків 2015

УДК 530.1/539.8

Вісник містить статті, присвячені сучасному стану теоретичних та експериментальних досліджень у галузі фізики  
Видання призначене для науковців, викладачів, аспірантів та студентів фізичних спеціальностей вищих  
навчальних закладів та наукових установ

Затверджено до друку рішенням Вченої ради Харківського національного університету імені В.Н.Каразіна  
(протокол №12 від 28 грудня 2015 р.)

Редакційна колегія:

**Головний редактор**

**Вовк Р.В.** - доктор фіз. - мат. наук, професор, ХНУ імені В.Н.Каразіна, Україна

Заступник головного редактора

Пойда В.П. - доктор тех. наук, професор, ХНУ імені В.Н.Каразіна, Україна

Відповідальний секретар

Криловський В.С. - канд. фіз. - мат. наук, доцент, ХНУ імені В.Н.Каразіна, Україна

Редакційна колегія

Агеєв Л.О. - доктор фіз. - мат. наук, професор, ХНУ імені В.Н.Каразіна, Україна

Андерс О.Г. - доктор фіз. - мат. наук, професор, ХНУ імені В.Н.Каразіна, Україна

Бойко Ю.І. - доктор фіз. - мат. наук, професор, ХНУ імені В.Н.Каразіна, Україна

Гуревич Ю.Г. - доктор фіз. - мат. наук, професор, Дослідницький центр, Мексика

Зиман З.З. - доктор фіз. - мат. наук, професор, ХНУ імені В.Н.Каразіна, Україна

Кагановський Ю.С. - доктор фіз. - мат. наук, професор, Бар - Іланський університет, Ізраїль

Камзін О.С. - доктор фіз. - мат. наук, професор, ФТІ імені Іоффе, Росія

Кунцевич С.П. - доктор фіз. - мат. наук, професор, ХНУ імені В.Н.Каразіна, Україна

Пархоменко О.О. - доктор фіз. - мат. наук, професор, ННЦ ХФТИ НАНУ, Україна

Портной М.Ю. - доктор фізики, професор, університет Ексетеру, Великобританія

Рошко С.М. - доктор фізики, професор, Лондонський центр нанотехнологій, Великобританія

Хронеос Олександр - доктор фізики, професор, Імперіал коледж, Великобританія

Фегер Олександр - доктор фіз. - мат. наук, професор, інститут фізики університету імені Шафарика,  
Кошице, Словачія

Федоров П.М. - доктор фіз. - мат. наук, професор, ХНУ імені В.Н.Каразіна, Україна

Шехтер Роберт - доктор фіз. - мат. наук, професор, Гетеборгський університет, Швеція

Шкловський В.А. - доктор фіз. - мат. наук, професор, ХНУ імені В.Н.Каразіна, Україна

Шкуратов Ю.Г. - член-кор. НАН України, доктор фіз. - мат. наук, професор,

ХНУ імені В.Н.Каразіна, Україна

Ямпольський В.О. - член-кор. НАН України, доктор фіз. - мат. наук, професор, ХНУ  
імені В.Н.Каразіна, Україна

Адреса редакції:

Україна, 61022, Харків, майдан Свободи, 4, Харківський національний університет  
імені В.Н. Каразіна, фізичний факультет, 057-707-53-83, ruslan.v.vovk@univer.kharkov.ua

Статті пройшли внутрішнє та зовнішнє рецензування.

Свідоцтво про державну реєстрацію КВ №21573-11473Р від 20.08.2015

© Харківський національний університет  
імені В.Н. Каразіна, оформлення, 2015

UDC 530.1/539.8

Bulletin contains articles on the current state of theoretical and experimental research in the field of physics. The publication is intended for researchers, teachers and students of physical specialties of higher education and research institutions.

Approved for publication by the decision of the Academic Council of Kharkiv Karazin National University. (Minutes №12 dated December 28, 2015 p.)

Editorial Board

**Editor-in-Chief -**

**Vovk R.V.** - Dr. Sci., Prof., V.N. Karazin Kharkiv National University, Ukraine

Deputy Editor-in-Chief -

Poida V.P. - Dr. Sci., Prof., V.N. Karazin Kharkiv National University, Ukraine

Assistant Editor -

Krylovskiy V.S. – Ph.D., Assoc. Prof., V.N. Karazin Kharkiv National University, Ukraine

Ageev L.O. - Dr. Sci., Prof., V.N. Karazin Kharkiv National University, Ukraine

Anders O.G. - Dr. Sci., Prof., V.N. Karazin Kharkiv National University, Ukraine

Boiko Yu.I. - Dr. Sci., Prof., V.N. Karazin Kharkiv National University, Ukraine

Gurevich Yu.G. - Dr. Sci., Prof., Center for Research and Advanced, Mexico

Zyman Z.Z. - Dr. Sci., Prof., V.N. Karazin Kharkiv National University, Ukraine

Kaganovskiy Yu.S. - Dr. Sci., Prof., Bar - Ilan University, Israel

Kamzin O.S. - Dr. Sci., Prof., Ioffe Institute, Russia

Kuncevich S.P. - Dr. Sci., Prof., V.N. Karazin Kharkiv National University, Ukraine

Parhomenko O.O. - Dr. Sci., Prof., NSC "Kharkov Institute of Physics & Technology", Ukraine

Portnoi M. Yu. - Dr. Sci., Prof., University of Exeter, UK

Rozhko S.M. - Dr. Sci., Prof., London Centre for Nanotechnology, UK

Chroneos A. - Dr. Sci., Prof., Imperial Colledge, UK

Feher A. - Dr. Sci., Prof., Pavol Jozef Šafárik University in Košice, Kosice, Slovakia

Fedorov P.M. - Dr. Sci., Prof., V.N. Karazin Kharkiv National University, Ukraine

Shekhter R.I. - Dr. Sci., Prof., University of Goteborg, Sweden

Shklovskij V. A. - Dr. Sci., Prof., V.N. Karazin Kharkiv National University, Ukraine

Shkuratov J.G.- Corresponding Member of the NAS of Ukraine, Dr. Sci., Prof., V.N. Karazin Kharkiv National University, Ukraine

Yampol'skii V. A. - Corresponding Member of the NAS of Ukraine, Dr. Sci., Prof., V.N. Karazin Kharkiv National University, Ukraine

Editorial address:

Svobody Sq. 4, 61022, Kharkiv, Ukraine, V.N. Karazin Kharkiv National University, Department of Physics, 057-707-53-83, ruslan.v.vovk@univer.kharkov.ua

All articles reviewed.

Certificate of state registration of KB number 21573-11473P on 20/08/2015

© V.N. Karazin Kharkiv National University,  
design, 2015

# Content

<i>E.V. Karaseva</i> Characteristics of creep of fine-grained zirconium	6
<i>M.M. Zholonko</i> Diffusive modes as a defect for explanation of isochoric high-temperature thermal conductivity deviations of rare gas solids from law of 1/T	11
<i>G.I. Rashba</i> The magnetic response of a degenerate electron gas in nanotubes with superlattice	16
<i>A. L. Solovjov, L. V. Omelchenko, R. V.Vovk</i> Evolution of the excess conductivity in slightly doped $\text{YBa}_2\text{Cu}_3\text{O}_{7-\delta}$ under high pressure	22
<i>G.A.Petchenko, A.M.Petchenko</i> Thermal activation analysis of the dislocation unpinning from stoppers in KCl crystals	28
<i>Yu.S. Doronin, V.L. Vakula, G.V. Kamarchuk, A.A. Tkachenko, V.N. Samovarov</i> Neutral and charged excimer complexes in cathodoluminescence spectra from substrate-free icosahedral and crystalline clusters of argon	32
<i>V. I. Zhaba</i> Approximation of the deuteron wave functions and parameters for potential Argonne v18	36
<i>T.R. Zetova, E.E. Badiyan</i> Extrusion and intrusion in plastically deformed copper foils	39
<i>P. P. Trokhimchuck, H. I. Berezyuk, M. S. Penkovskiy</i> Problems of modeling the surface interference relaxed optical processes and phenomena	43
<i>N. Yu. Filonenko</i> Phase transformations in Fe-B system alloys	49
<i>I.B. Berkutov, V.V. Andrievskii, Yu.F. Komnik, Yu.A. Kolesnichenko, A.I. Berkutova, O.A. Mironov</i> The characteristic parameters of charge carriers in the p-type $\text{Si}_{0.2}\text{Ge}_{0.8}$ quantum well with two subbands occupied	52
<i>L.S. Khorolets, Y.P. Machehin</i> Photonic crystals with defects, as a storage location for cooling atoms and ions	57
<i>S.V. Lebediev, T.Ǳ. Khvan</i> Pulse electric current effect on plastic deformation of the alloy AMG 6	62
<i>G.D. Tolstolutsкая, S.A. Karpov, G.Y. Rostova, B.S. Sungurov, G.N. Tolmachova</i> The effect of irradiation with inert gas and hydrogen ions on nanohardness of SS316 stainless steel	66
<i>Y.G. Limarenko, Y.P. Machehin</i> The interaction of the gravitational field and laser radiation as a basis for precision measurements	71
<i>E. V. Ezerskaya, K. V. Sokorenko</i> The energy spectrum and thermodynamics of the finite spin-1/2 XX chain with Ising-type Impurities	75
<i>A.S. Klimkin, V.A. Gudimenko, A. O. Gerus, V.V. Fisun, A.P. Pospelov, G.V. Kamarchuk</i> Study of tungsten point contacts' electric conductivity in a complex gas medium	80
<i>O. Y. Tkachenko, A. R. Kazachkov, V. A. Lykah, K. A. Minakova, E. S. Syrkin</i> Dynamics of oscillation processes in siphon U-tubes	84
<i>V.V. Starikov, S.L. Starikova</i> Investigation of diamond biocompatible coatings for medical implants	91
<i>O.V. Dudka, E.V. Sadanov</i> Formation of vacancy-helium complexes at low-energy irradiation of tungsten	98
бибикова	102
соколова	
шуринова	

# Phase transformations in Fe-B system alloys

N. Yu. Filonenko

*Dnipropetrovsk State Medical Academy*  
*natph@mail.ru*

It is found that in Fe-B system alloys with boron content 11,0-15,0% (wt.) the phase formation of iron boride  $Fe_5B_3$  is feasible. It is revealed the mechanism of formation and temperature range of iron boride  $Fe_5B_3$  field in Fe-B system alloys with boron content of 11,0-15,0% (wt.), the rest is iron. It is shown that formation of  $Fe_5B_3$  phase results from interaction of liquid with monoboride FeB according to peritectic reaction at the temperature of 1680 K:  $L + FeB \rightarrow Fe_5B_3$ . It is established that at the temperature of 1420 K the decomposition of boride  $Fe_5B_3$  occurs and results in formation of iron monoboride FeB and iron boride  $Fe_2B$  phases.

**Keywords:** boride  $Fe_2B$ , monoboride FeB, boride  $Fe_5B_3$ , Fe-B system.

Установлено, що в сплавах системи Fe-B з содержанием бору 11,0-15,0% (мас.) можливо образование бориди железа  $Fe_5B_3$ . Определен механизм образования и температурный интервал существования боридов железа  $Fe_5B_3$  в сплавах системы Fe-B с содержанием бору 11-15,0% (мас.), остальное - железо. Показано, что образование фазы  $Fe_5B_3$  происходит в результате взаимодействия жидкости и моноборида FeB по перитектической реакции при температуре -1680 K:  $L + FeB \rightarrow Fe_5B_3$ . Показано, что при температуре 1420 K происходит распад бориди  $Fe_5B_3$ , следствием которого является образование фаз моноборида железа FeB и бориди  $Fe_2B$ .

**Ключевые слова:** борид  $Fe_2B$ , моноборид FeB, борид  $Fe_5B_3$ , система Fe-B.

Встановлено, що в сплавах системи Fe-B з вмістом бору 11,0-15,0 % (мас.) можливе утворення бориду заліза  $Fe_5B_3$ . Визначено механізм утворення та температурний інтервал існування бориду заліза  $Fe_5B_3$  у сплавах системи Fe-B з вмістом бору 11-15,0 % (мас.), інше – залізо. Показано, що утворення фази  $Fe_5B_3$  відбувається в результаті взаємодії рідини та монобориду FeB по перитектичній реакції при температурі 1680 K:  $L + FeB \rightarrow Fe_5B_3$ . Визначено, що при температурі 1420 K існує розпад бориду  $Fe_5B_3$ , наслідком якого є утворення фаз монобориду заліза FeB та бориду заліза  $Fe_2B$ .

**Ключові слова:** борид  $Fe_2B$ , моноборид FeB, бориду  $Fe_5B_3$ , система Fe-B.

## Introduction

Fe-B system alloys exhibit a complex of such unique properties as refractory quality, high hardness, chemical stability in various aggressive environments and others [1]. Despite the fact that study for the structure, mechanical and chemical properties of these alloys has persisted for decades the matter of the phase composition and phase transformations in these alloys remains actual.

It is known that in Fe-B system alloys with boron content over 8,86% (wt.) at the temperature of 1833 K the iron monoboride FeB is formed [2]. At the temperature of 1682 K due to the interaction of liquid with iron monoboride FeB the peritectic transformation  $L + FeB \leftrightarrow Fe_2B$  occurs, and as a result the boride  $Fe_2B$  is formed [3]. Authors of Refs. [4-5, 6-7] suggest that in Fe-B system alloys there is iron monoboride FeB appearing in two modifications: high-temperature  $\beta$ -FeB and low-temperature  $\alpha$ -FeB. According to results represented in Refs. [4, 5] at the temperature of 1400 K the polymorphic

transformation  $\beta - FeB \rightarrow \alpha - FeB$  takes place. It is known that  $\beta$ -FeB and  $\alpha$ -FeB phases differ only in value of magnetic moment [4-7].

In the paper [8] it is shown that in Fe-B system alloys upon boron content of 11,0-15,0% (wt.) the occurrence of metastable boride phase  $Fe_5B_3$  is feasible, but mechanism of its formation is not revealed.

The object of the paper is to determine the structure and phase transformations in Fe-B system alloys.

## Materials and methods of investigation

The investigation was performed for the specimens with boron content of 11,0-15,0% (wt.), the rest is iron. To obtain Fe-B system alloys we used the furnace burden of such content: carbonyl iron (with iron content of 99,95% (wt.)), amorphous boron (with boron content of 97,5 % (wt.)). The smelting of specimens was performed in Taman's furnace in alundum saggars in an argon atmosphere. The cooling rate of alloys was 10 K/s. To

ascertain the features of phase transformations for Fe-B system alloys we heated alloys up to the temperature of 1820 K and cast into V-shaped molds. The study of phase structure changes depending on heating temperature was performed on facility for investigation for microstructure of materials at high temperatures 'Kyrgyzstan' in argon atmosphere with heating rate of 24 K/min.

To determine the chemical composition we use the chemical and spectroscopic analysis [9]. The microhardness for various phase constituent we measure by means of microhardness gauge PMT-3. The phase composition of alloys we ascertain by X-ray microanalysis on JSM-6490 microscope, as well as by means of optical microscope 'Neophot-21'. The X-ray structure analysis was performed on diffractometer DRON-3 in monochromated Fe-K $\alpha$  radiation.

### Results and discussion

For Fe-B alloys with boron content within the interval of 11,0-15,0% (wt.) we observe the FeB phase dendrites of different colors (Fig. 1, a).

The X-ray structure analysis data show the presence of iron monoboride FeB and iron boride Fe<sub>2</sub>B in alloy.

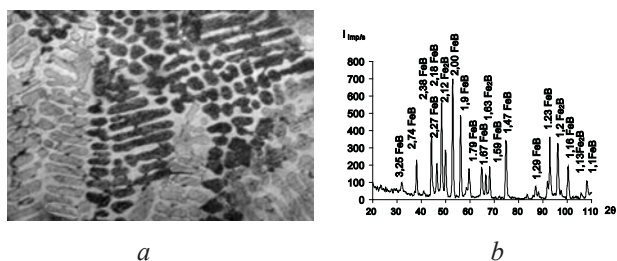


Fig. 1. Microstructure (a) and diffractograms of alloy FeB with boron content of 14,0% (wt.).

The occurrence of the monoborides of different colors in the structure of Fe-B system alloys is associated with existence of two modifications of monoboride – the high-temperature modification  $\beta$ -Fe(B,C) and low-temperature  $\alpha$ -modification [4-5].

To ascertain the phase transformations which occur during crystallization of alloys the specimens with boron content of 13% (wt.) were heated up to the melting point, namely to 1820 K, and then were casted into V-shaped molds. As a result in the part of a wedge cooled with a rate of 10<sup>2</sup> K/s against white primary boride dendrites we observe two-phase structure areas, which consist of the phases FeB and Fe<sub>2</sub>B, as it is proved by X-ray structure analysis data (Fig. 2, a). In the interdendritic space the phase has the same coloring as inside the boride FeB. The analysis of outcomes enables to assume that in alloy the primary phase is monoboride FeB dendrites and dark areas are results of decomposition of the phase Fe<sub>5</sub>B<sub>3</sub>, occurring as a result of peritectic transformation  $L + FeB \rightarrow Fe_5B_3$

. The increase of cooling rate is followed by formation of more dispersed structure (Fig. 2, b).

To determine the temperature and to check the fact of occurrence the phase transformation we study the annealing of alloy Fe-B with weight content of boron of 12,0% to the temperature of 1490 K on 'Kyrgyzstan' facility in an argon atmosphere illuminated by polarized light.

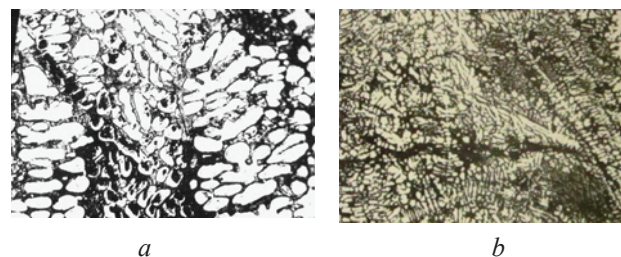


Fig. 2. Microstructure of alloy with boron content of 13% (wt.) at cooling rate of: 10<sup>2</sup> K/s (a), 10<sup>3</sup> K/s (b).

Heating to the temperature below 1390 K does not effect on morphology of phase constituents of alloys. The further heating to the temperature of 1400 K leads to appearance of white inclusions of the size of 2,5-7,5  $\mu$ m (Fig. 3, b). It should be noted that these inclusions are structurally similar to boride FeB. When the temperature rises to 1450 K we can observe in black monoboride FeB the formation of inclusions of round shape (Fig. 3, c). In white monoborides such process is not observed.

Thus, investigation of alloy structure shows that at the temperature of 1450 K the solid-phase transformation takes place, namely  $FeB + Fe_2B \rightarrow Fe_5B_3$ .

To reveal the phase transformations in Fe-B alloys the differential thermal analysis was carried out. According to obtained results in iron-based alloy with boron content of 12% (wt.) the phase transformation  $L \rightarrow FeB$  takes place during cooling at the temperature of 1798 K. The possible formation of Fe<sub>5</sub>B<sub>3</sub> boride is occurring as a result of peritectic reaction  $L + FeB \leftrightarrow Fe_5B_3$  at the temperature of 1739 K. At the temperature of 1421 K we observe a slight heat effect on thermogram, which can show that there is phase transformation  $Fe_5B_3 \rightarrow FeB + Fe_2B$ , occurring in solid state.

The analysis of outcomes enables to assume that iron boride Fe<sub>5</sub>B<sub>3</sub> is formed as a result of peritectic transformation  $L + FeB \rightarrow Fe_5B_3$  at the temperature of 1680 K. At the temperature of 1420 K decomposition of this phase  $Fe_5B_3 \rightarrow FeB + Fe_2B$  takes place along with formation of iron monoboride FeB and boride Fe<sub>2</sub>B. The revealed phase Fe<sub>5</sub>B<sub>3</sub> exists within the temperature interval of 1420-1680 K.




Fig. 3. Microstructure of Fe-B alloy with boron content of 12,0% (wt.) after hot-stage microscope study: a) 293 K, b) 1400 K, c) 1450 K, x1000.

### Conclusions

1. In the paper the phase transformations occurring in Fe-B alloys with boron content over 11,0% (wt.) are studied. The mechanism of formation and temperature interval of existence of iron boride  $Fe_5B_3$  is ascertained in Fe-B system alloys with boron content of 11-15,0% (wt.), the rest is iron.

2. It is ascertained, that at the temperature of 1680 K the formation of  $Fe_5B_3$  phase occurs as a result of peritectic transformation  $L + FeB \rightarrow Fe_5B_3$ , and decomposition of this phase in a solid state takes place at the temperature of 1420 K along with formation of FeB and  $Fe_2B$  phases.

3. It is shown that phase  $Fe_5B_3$  exists in Fe-B system alloys within the temperature interval of 1420-1680 K.

1. N. P. Lyakishev, Yu. L. Pliner, S. I. Lappo., *Boron-bearing steels and alloys*. Metallurgy, Moscow (1986).
2. G. V. Samsonov, T. I. Serebryakova, V. A. Neronov., *Borides*, Atomizdat, Moscow (1999).

3. Yu. B. Kuzma, P. F. Chaban., *Boron-bearing binary and ternary systems*. Metallurgy, Moscow (1990).
4. E. V. Sukhovaya. *Visnik Dniprop. Univer. Ser.Fiz.*, 15-16, 2, 106 (2008).
5. I. M. Spiridonova, T. V. Sukhovaya, V. P. Balakin. *Metallurgia.*, 35, 2, 65 (1996).
6. G. A. Dorofeev, L. V. Ovechkin, E. P. Elsukov, V. A. Barinov. *Fiz. Met.*, 76, 4, 107 (1993).
7. Steffi Rades, Andreas Kornowski, Horst Weller, Barbara Albert. *Chem. Phys.*, 12, 9, 1756 (2011).
8. N. Yu. Filonenko, O. Yu. Bereza, O. G. Bezrukava. *Mnt*, 35, 8, 1101 (2013).
9. S. V. Tverdokhlebova. *Visnik Dniprop. Univer. Ser.Fiz.*, 14, 12/1, 100 (2007).